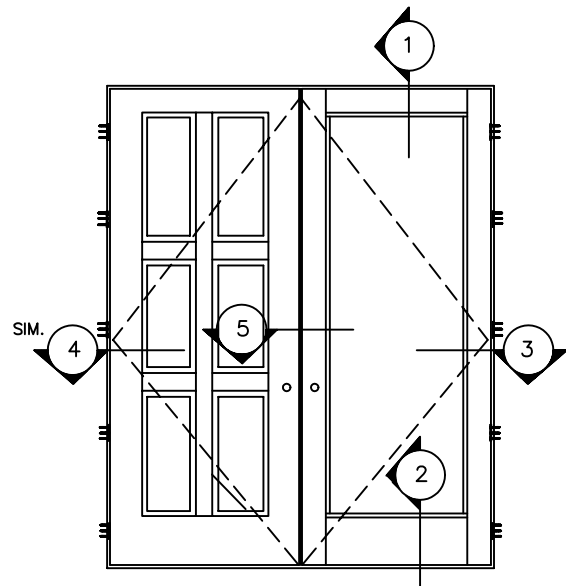
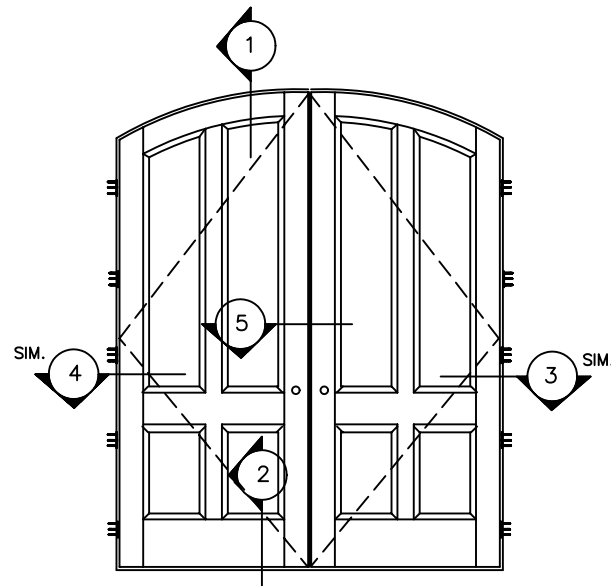


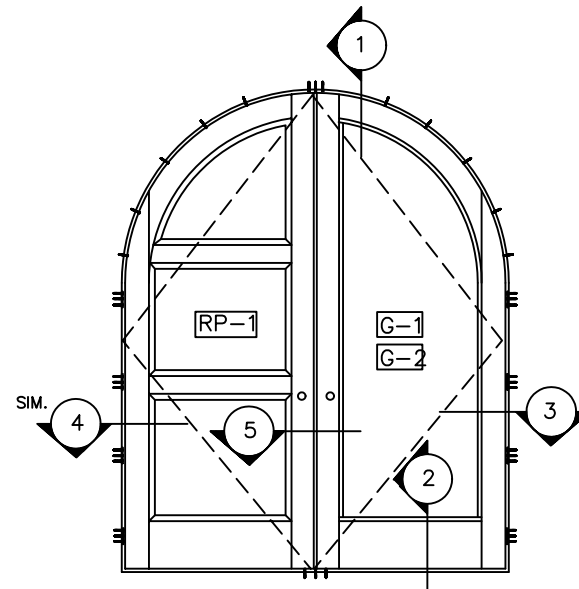
TENERS SERIES WOOD DOORS



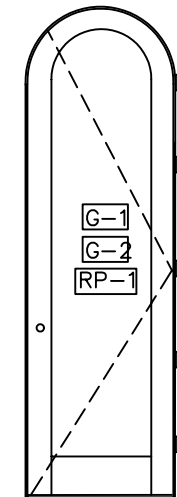
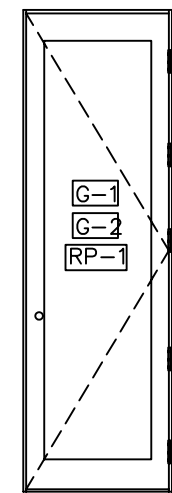
RECTANGULAR DOOR



EYEBROW TOP DOOR



ARCHED TOP DOOR



TYPICAL SINGLE LEAF DOORS

GENERAL NOTES:

1. THIS DOOR SYSTEM HAS BEEN TESTED, ANALYZED AND APPROVED FOR DESIGN PRESSURES NOT TO EXCEED THOSE SHOWN IN THE DESIGN LOAD TABLES.
2. BUCK, OPENINGS & BUCK FASTENERS MUST BE DESIGNED & INSTALLED TO WITHSTAND WIND LOADS FOR EACH APPLICATION.
3. BUCK FASTENERS MAY NOT EXCEED 16" O.C. SPACING AROUND OPENINGS.
4. ALL HARDWARE & FASTENERS SHALL BE IN ACCORDANCE WITH THESE DRAWINGS & MAY NOT VARY UNLESS SPECIFICALLY MENTIONED ON THE DRAWINGS.
5. THE DETAILS & SPECIFICATIONS SHOWN HEREIN REPRESENT THE PRODUCTS TESTED FOR WATER, AIR, IMPACT, CYCLIC & UNIFORM STATIC AIR PRESSURE TESTING IN CONFORMANCE WITH DADE COUNTY PROTOCOLS PA-201, 202 & 203.
6. ALL JAMB TO BUCK FASTENERS MUST PENETRATE THE BUCK A MINIMUM OF 1 1/4". IF PENETRATION IS LESS THAN 1 1/4", SCREW LENGTH SHALL BE INCREASED AS REQUIRED.
7. THESE DOOR SYSTEMS HAVE BEEN DESIGNED IN ACCORDANCE WITH THE 2001 FLORIDA BUILDING CODE.
8. FOR DETAILS AND INFORMATION ON ANCHORAGE, REFER TO MIAMI-DADE COUNTY PRODUCT APPROVAL DRAWINGS N.O.A. #

DOOR PANEL OPTIONS

| | |
|-----|--|
| G1 | TYPICAL GLAZING 7/16" LAMINATED GLAS-LAM "SAFETY PLUS" 2 - 3/16" TEMP. - .100" POLYESTER RESIN CORE - WITH .010" PET FILM - 3/16" TEMP. - P.E.T. FILM EXTENDS 1 1/8" PAST GLASS EDGE TYP. - |
| G2 | INSULATED GLAZING 1" INSULATED GLAS-LAM "SAFETY PLUS" 2 1/8" ANN. - .125" POLYESTER RESIN CORE WITH .010" PET FILM 1/8" TEMP. - 1/2" AIRSPACE - 1/8" TEMP. INSIDE LITE - P.E.T. FILM EXTENDS 1" PAST GLASS EDGE TYP. - |
| RP1 | TYPICAL WOOD PANEL RAISED WOOD PANEL, MAHOGANY 1 1/2" THICK @ CENTER 5/8" THICK @ EDGES |

DOOR PANEL MAY BE RAISED WOOD PANEL OR GLAZED OR COMBINATIONS

HARDWARE:

G-U : MULTI-POINT HARDWARE
W & F : MULTI-POINT HARDWARE
KWIKSET: TITAN SERIES CYLINDER LOCK & DEAD BOLT (GRADE 2) or SIM.

| NO. | REVISION DESCRIPTION | BY | DATE |
|-----|----------------------|----|------|
| 1 | | | |
| 2 | | | |
| 3 | | | |
| 4 | | | |

DRAWING TITLE
TENERS WOOD ENTRY DOORS

PROJECT:
TYPICAL INSTALLATION DETAILS

LAG DESIGN
INDUSTRIAL MILLWORK CORP
WEST H/WAY 36 SENECA, KS 66538
(800)462-3667

CERTIFICATION

DATE:
02/28/05

DRAWING NO:
CATALOG1

SHEET NO:
1 OF 3